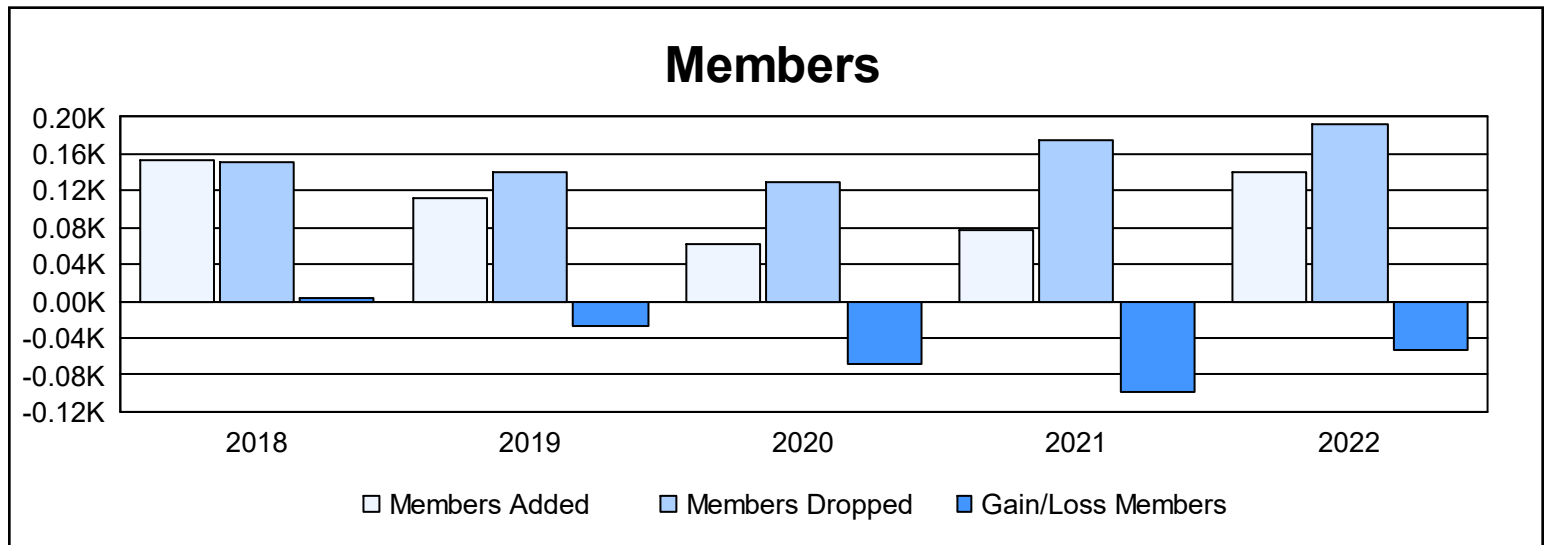
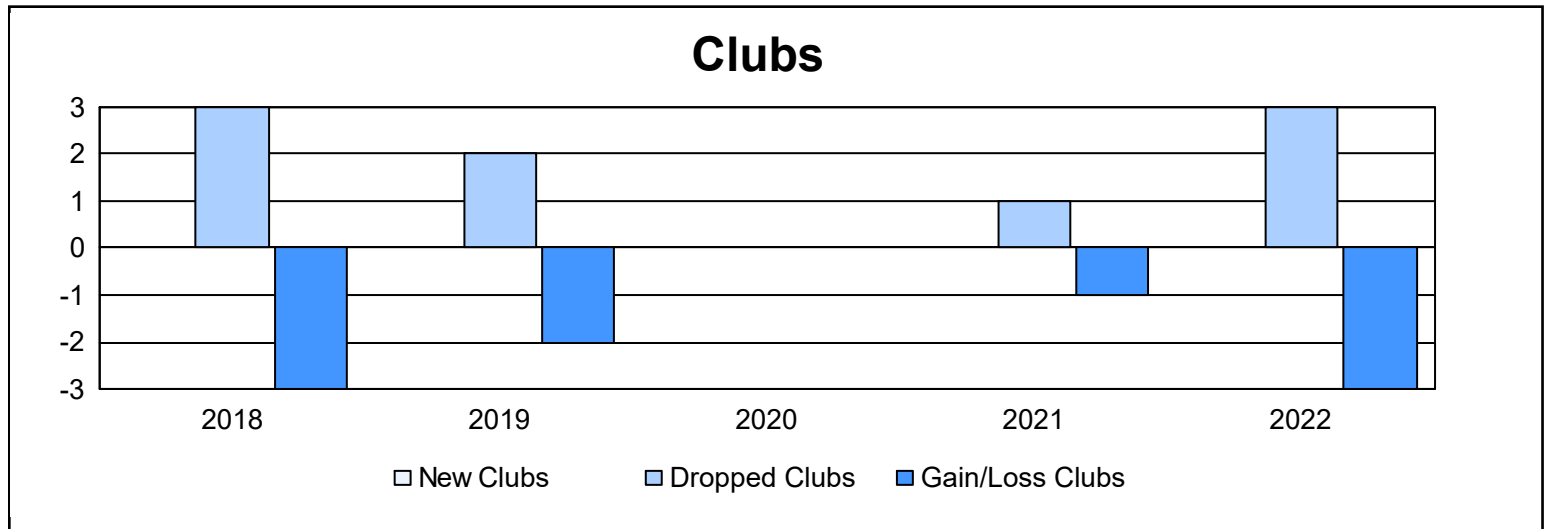
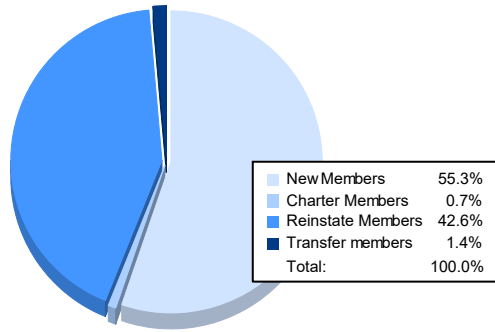


| Year           | New Clubs | Dropped Clubs | Gain/ Loss Clubs | New Members | Charter Members | Reinstate Members | Transfer Members | Total Member Added | Total Members Dropped | Gain/ Loss Members |
|----------------|-----------|---------------|------------------|-------------|-----------------|-------------------|------------------|--------------------|-----------------------|--------------------|
| 2017-2018      | 0         | 3             | -3               | 131         | 7               | 4                 | 12               | 154                | 150                   | 4                  |
| 2018-2019      | 0         | 2             | -2               | 102         | 2               | 4                 | 5                | 113                | 141                   | -28                |
| 2019-2020      | 0         | 0             | 0                | 46          | 0               | 9                 | 6                | 61                 | 130                   | -69                |
| 2020-2021      | 0         | 1             | -1               | 53          | 0               | 7                 | 17               | 77                 | 176                   | -99                |
| 2021-2022      | 0         | 3             | -3               | 78          | 1               | 60                | 2                | 141                | 193                   | -52                |
| <b>Average</b> | <b>0</b>  | <b>2</b>      | <b>-2</b>        | <b>82</b>   | <b>2</b>        | <b>17</b>         | <b>8</b>         | <b>109</b>         | <b>158</b>            | <b>-49</b>         |



### Membership Composition June 2022 Cumulative



### Gender Composition June 2022 Cumulative

